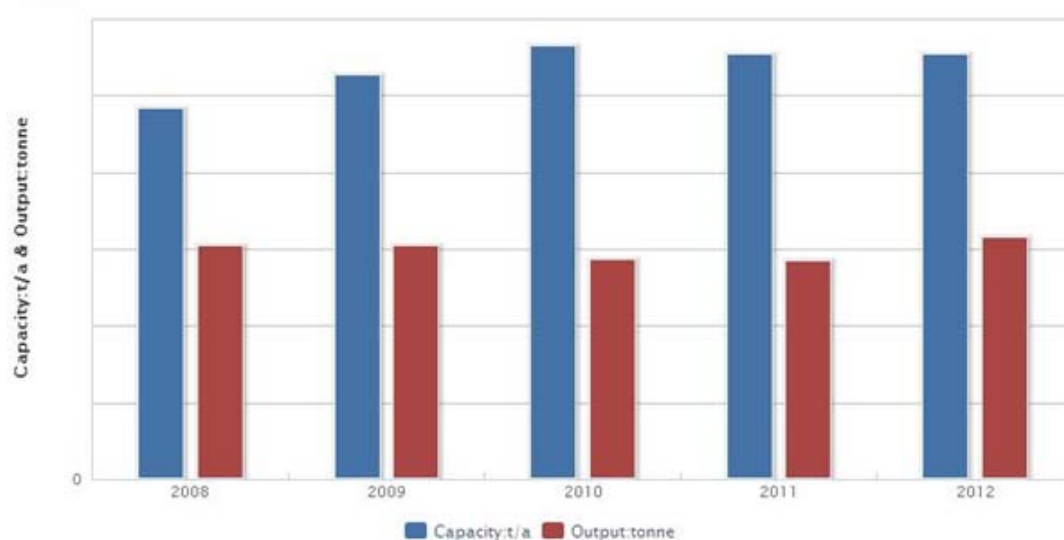


Note: Key data/information in this sample page is hidden, while in the report it is not.

## 2 Production of mancozeb in China

### 2.5 Production of mancozeb

Figure Capacity and output of mancozeb technical in China, 2008-2012



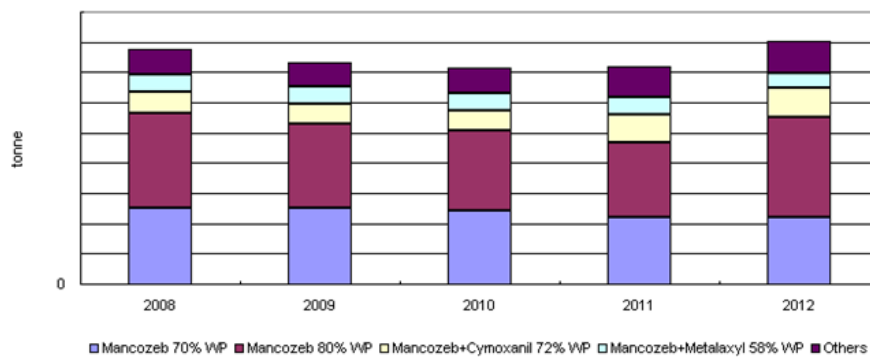
Source: CCM

Table Major producers of mancozeb technical, 2008-2012 (Capacity: t/a, output: tonne)

No.	Enterprise	2008		2009		2010		2011		2012	
		Capacity	Output	Capacity	Output	Capacity	Output	Capacity	Output	Capacity	Output
1	Hebei Shuangji	■	■	■	■	■	■	■	■	■	■
2	■	1,800	■	■	■	■	■	■	■	■	■
3	■	■	4,000	■	■	■	■	■	■	■	■
4	■	■	■	3,800	■	■	■	■	■	■	■
5	■	■	■	■	10,025	■	■	■	■	■	■
...	...	...	...	...	...	...	...	...	...	...	...
■	■	■	■	■	■	1,000	■	■	■	■	■

Source: CCM

Figure Output of mancozeb formulation in China, 2008-2012

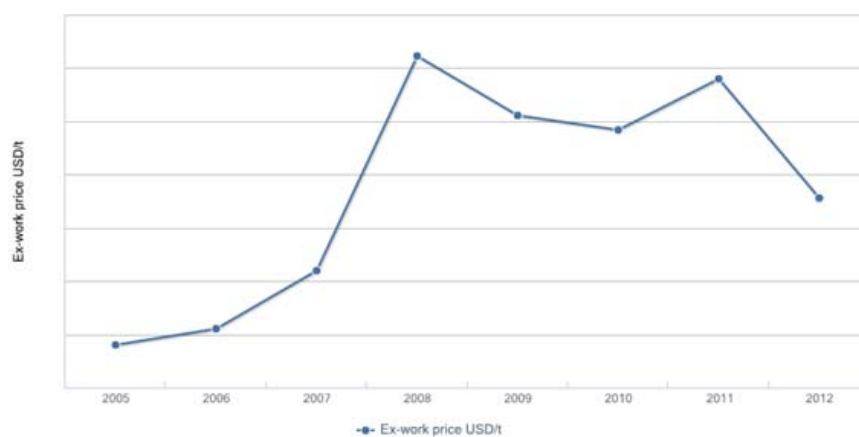


Source: CCM

### 3 Circulation and demand of China's mancozeb

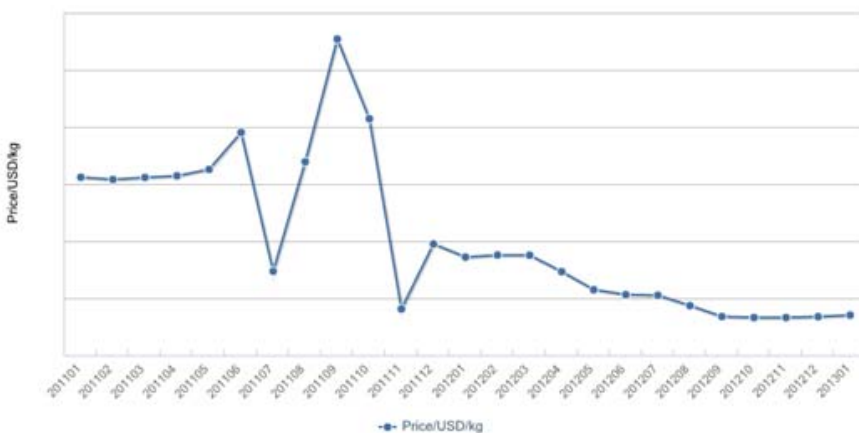
#### 3.1 Price of mancozeb

Figure Ex-work price change of mancozeb 85% technical, 2005-2012



Source: CCM

Figure Ex-work price change of mancozeb 80% WP, 2009-2010



Source: CCM

### 3.2 Export of mancozeb, 2010-2012

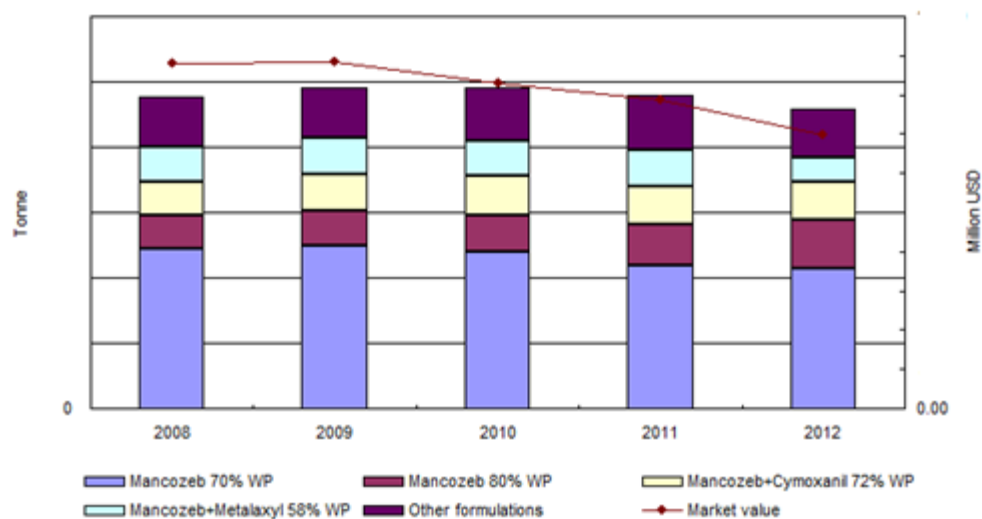
Table Export volume of mancozeb by month, 2010

Month	Technical		Cymoxanil+Mancozeb 72% WP		80% WP		Metalaxyl+Mancozeb 58% WP		Metalaxyl+Mancozeb 72% WP		Total volume (kg)
	Volume (kg)	Unit price (USD/kg)	Volume (kg)	Unit price (USD/kg)	Volume (kg)	Unit price (USD/kg)	Volume (kg)	Unit price (USD/kg)	Volume (kg)	Unit price (USD/kg)	
Jan.	91,200										
Feb.		3.68									
March			0								
April				0							
May					669,955						
June						3.21					
July							0				
Aug.								4.2			
Sept.									10,000		
Oct.										0	
Nov.											
Dec.											
<b>Total</b>											

Source: CCM & China Customs

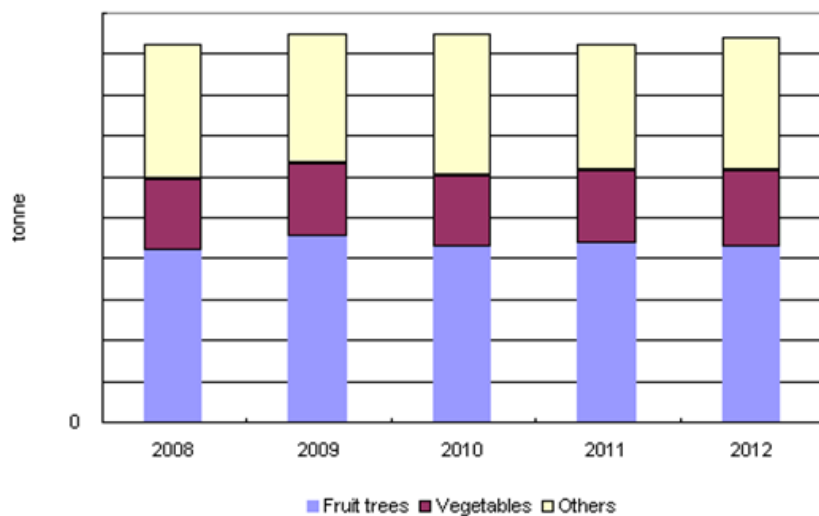
### 3.3 Demand for mancozeb in China

Figure Consumption volume and market value of mancozeb by formulation in China, 2008-2012



Source: CCM

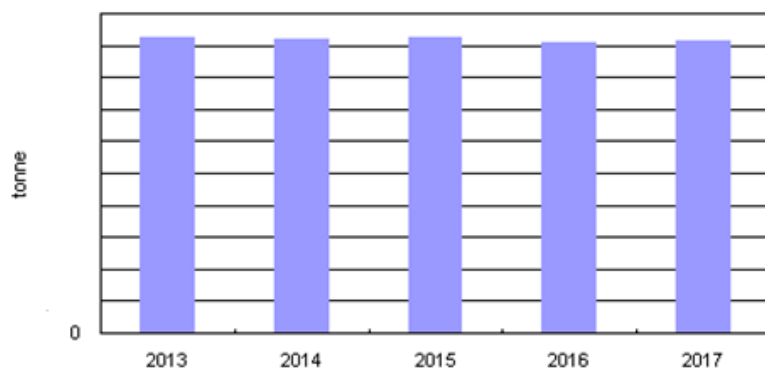
Figure Application of mancozeb (calculated by 85% TC ) by crop variety, 2008-2012



Source: CCM

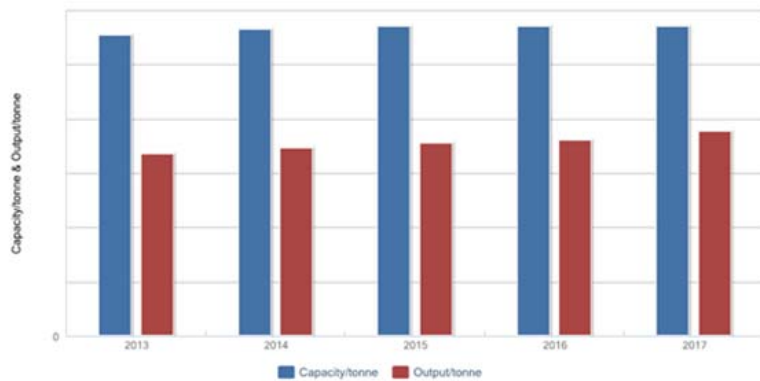
#### 4 Forecast on mancozeb industry in China, 2013-2017

Figure Predicted demand of mancozeb in China, 2013-2017



Source: CCM

Figure Forecast on supply of mancozeb technical in China, 2013-2017



Source: CCM